

Thursday 21st January 2021

L.I. To understand the concept of a mosaic.

Success Criteria:

- To question and make thoughtful observations about different mosaics
- To select ideas to use in our own work
- To understand how mosaics featured in Roman life

Vocabulary:

mosaic

tile

design

pattern

Hook



Can you answer these questions?

- What is a mosaic?
- Have you ever seen a mosaic? Where?
- How are they made?
- What materials are they normally made from?



Video - What is a mosaic?
Stop at 2.30

Main

The floors of Roman buildings were often richly decorated with mosaics. Mosaics were made from tiny coloured stones which they called tesserae.



Main

Mosaics have been found that show scenes of history, as well as everyday Roman life.



Main

Mosaic floors were a statement of how wealthy and important you were. Poor people would not be able to afford them. The bigger and more detailed the mosaic, the more impressive.



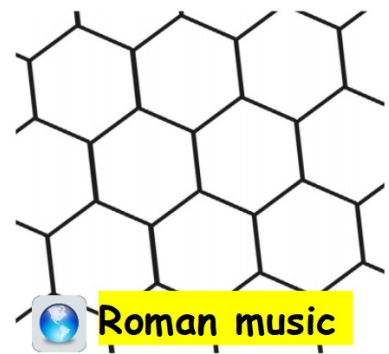


Main

Some mosaics had pieces cut down to 1-2mm for very intricate patterns. This is the Alexander mosaic that you can still see today in Pompeii, Italy.



Task

Your task is to use pencils or colouring pencils to design your Roman mosaic. Choose a few colours to make your design appealing. Think about the patterns in your art work.



Plenary - preparation for next lesson

Next week in our Art lesson, we'll be using colouring paper, colouring pencils, paint or other materials to make our design come alive!!!



Check this out!!!



Roman mosaic gallery